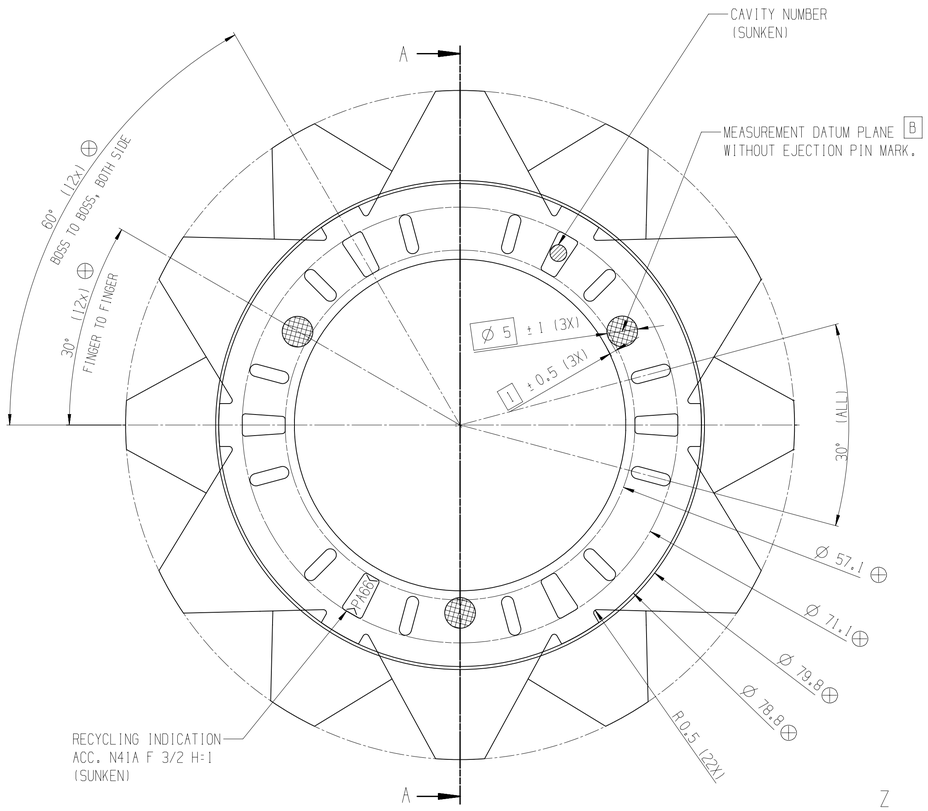

Z
5:1

A-A
2:1

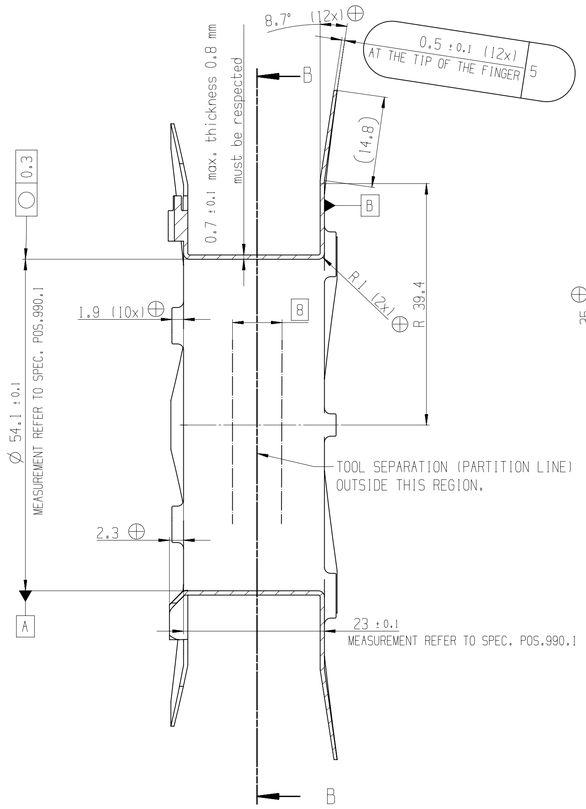

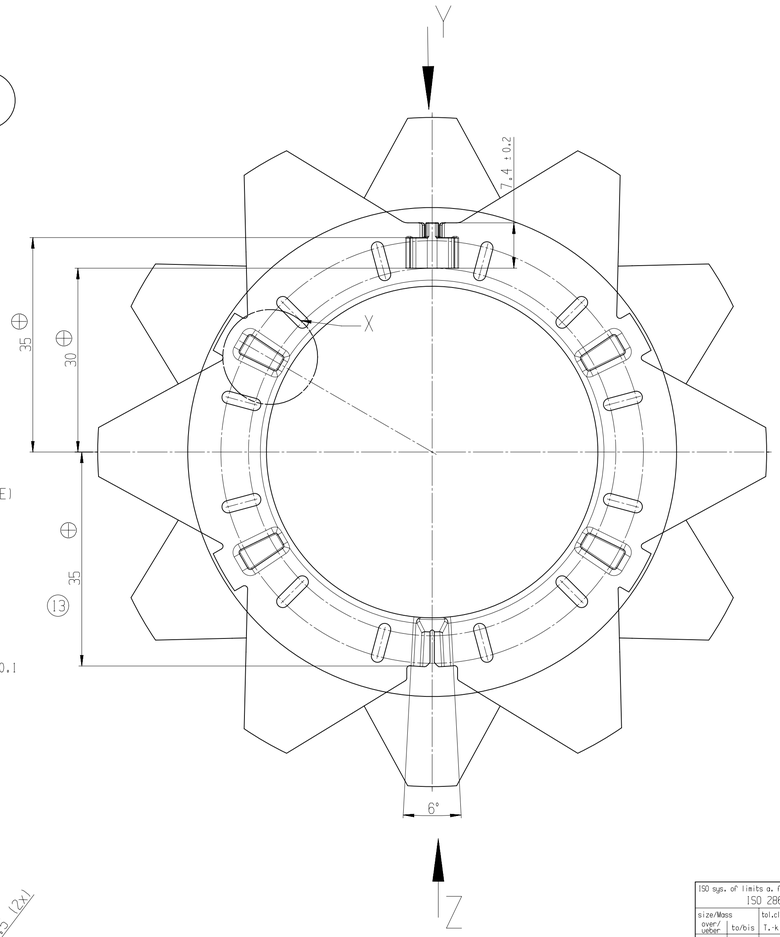

B-B

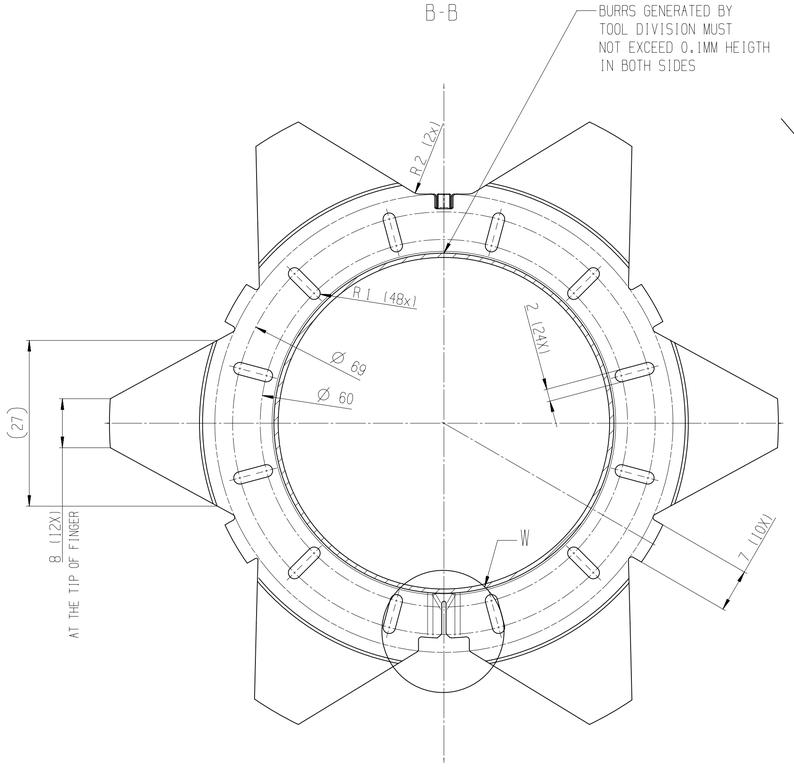

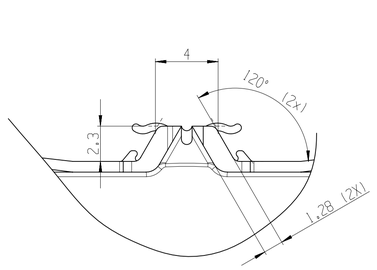

W
5:1

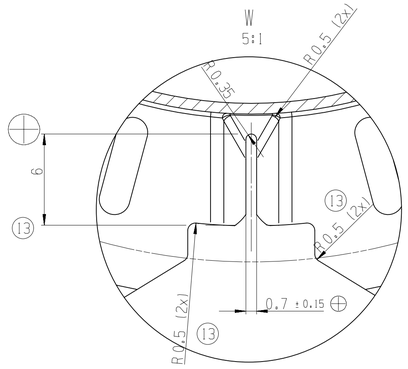

NOTE:

NON DIMENSIONED GEOMETRY ACCORDING TO 3D DATA MODEL;
NON TOLERANCE DIMENSIONS ACCORDING TO GENERAL TOLERANCE;

PARTING LINE AND INJECTION GATE POSITION NEED TO DISCUSS WITH BOSCH ENGINEERING;

ALL BURRS AND INJECTION GATE HEIGHT AFTER CUTTING ARE NOT EXCESS TO 0.1MM;

DIMENSION WITH ⊕ FOR TOOL DESIGN, NO INITIAL SAMPLE INSPECTION OR PART INSPECTION REQUIRED;

OTHER DIMENSIONS MEASUREMENT REFER TO SPECIFICATION: POS.990.1 ;

|X| NUMBER OF CHECK DIMENSIONS :1

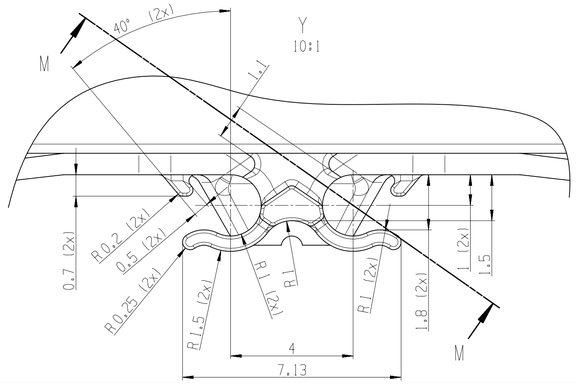

M-M
10:1

X
5:1
(10x)

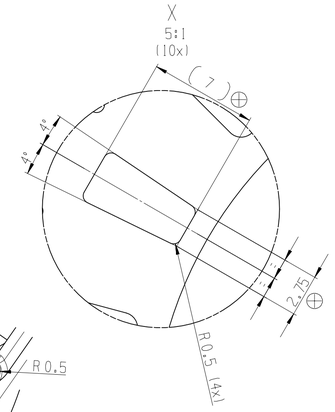

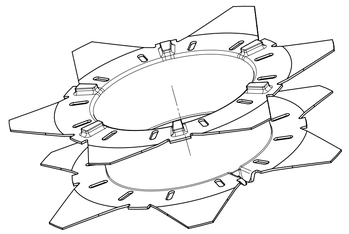

ISO sys. of limits a. fits/ISO-Sys. Grenzm. u. Pass. ISO 286-2:2010-06				
size/Mass over/ueber	to/bis	tol.class T.-kl.	limit dev./Grenzabm. lower/unter.	upper/oberes
.	.	.	.	.
.	.	.	.	.
.	.	.	.	.
.	.	.	.	.
.	.	.	.	.
.	.	.	.	.

metr. ISO thread/ Metr. ISO-Gew.	without coating/ Ohne Ueberzug	with coating/ Mit Ueberzug
ext. thread/ Aussengewinde	. .	. .
int. thread/ Innengewinde	. .	. .

general tolerances acc. to/Allgemeintoleranzen n.						
dimensional tol./Masstol. ISO 2768-1:1989-11						tol.-class/T.-kl. m
geometrical tol./Form-und Lagetol. ISO 2768-2:1989-11						tol.-class/T.-kl. H
0.5 ...3	> 3 ...8	> 6 ...30	> 30 ...120	> 120 ...400	> 400 ...1000	
non-toleranced dimensions/Nicht tolerierte Masse						
±0.1	±0.1	±0.2	±0.3	±0.5	±0.8	
non-tol. broken edges/Nicht tol. gebrochene Kanten						
±0.2	±0.5	±1				
angles, dimension of the shorter side Winkel, Laenge des kuerzeren Schenkels						
to/bis 10	> 10 ...50	> 50 ...120	> 120 ...400	> 400		
±1°	±0.5°	±0.33°	±0.17°	±0.08°		
all non-dimensioned edges of undef. shape acc. to/ Alle nicht bem. Kanten mit unbestimmter Form nach ISO 13715:2000-06						
surface texture according to/ Oberfl.-beschaffenheit nach ISO 1302:2002-02						
Size acc. to / Masse nach ISO 14405-1:2010-12						
envelope principle/ Huellprinzip						Ⓔ

Ind.	Change/Aend.	YYYYMMDD	Drawn/Gez.	Checked/Gepr.	Releas./Freig.	BWN	Resp. dept./Verantw. Abt.	Add. info./Zus. info.
13	0396DT124801	20190703	JPD	JDC	JPD	9000	SGES/TEF10	.
11	0396DT101001	20171219	GML	CAJ	GML	9000	RBET/TEF10	.
09	PA00077102	20160525	JPD	JDC	JPD	9000	RBET/TEF10	.
03	0396CV045001	20150602	JPD	JDC	JPD	9000	RBET/TEF10	.

Treatment/Behandlung: . . | Missed Details/Fehlende Angaben: . | Size/Gst.: .

Mat./Stoff: SEE PARTS LIST | From/Aus: .

Lang./Sprachen/de | Wght./Gew.: . | Crit. P.: . | Scale/M.stab: 1 : 1

SEG AUTOMOTIVE

BOBBIN
SPULENKOERPER

Sheet/Bl.: 1 / 1

Mat.meets/Stoff'e s.: N2580-1 | Syst.: UG | Doc. type: DRW | F 000 BL1 44B | DP/TD: 000 | Ind.: 13 | Format: A1

MNR: . | Repl. for: . | Repl. by: .

F000BL144B DRW 000 13 BOBBIN

© SEG Automotive Germany GmbH. All rights reserved, also regarding any disposal, exploitation, reproduction, editing, distribution, as well as in the event of applications for industrial property rights. Weitergabe sowie Vervielfältigung, Verwertung und Mitteilung ihres Inhaltes nur mit ausdrücklicher Erlaubnis gestattet, soweit nicht durch Gesetz anders erlaubt. Weitergabe sowie Vervielfältigung, Verwertung und Mitteilung ihres Inhaltes nur den Fall von Schutzrechtsanmeldungen.

C:\NEW 17.12.2009 A1